

# Inductive sensor

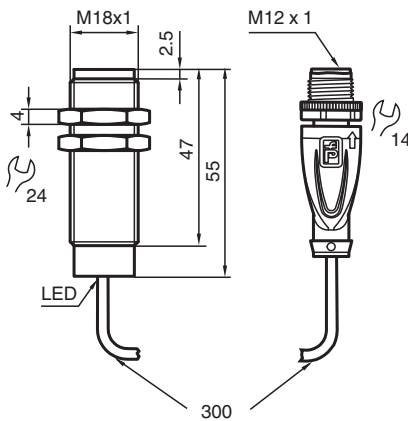
## NMB10-18GM55-Z4-C4-300MM-V1



- 10 mm flush
- Increased operating distance
- Stainless steel sensing face
- 2-wire DC
- Weld field immune
- Weld slag resistant coating
- Pigtail quick disconnect



### Dimensions



### Technical Data

General specifications		
Switching function		Normally open (NO)
Output type		Two-wire
Rated operating distance	$s_n$	10 mm
Installation		flush
Output polarity		DC
Assured operating distance	$s_a$	0 ... 8.1 mm
Actuating element		Ferrous and nonferrous targets
Reduction factor $r_{Al}$		0
Reduction factor $r_{Cu}$		0
Reduction factor $r_{304}$		0.8
Reduction factor $r_{S137}$		1
Reduction factor $r_{Brass}$		0
Output type		2-wire
Nominal ratings		
Operating voltage	$U_B$	6 ... 30 V DC
Switching frequency	$f$	1 Hz
Hysteresis	$H$	3 ... 15 typ. 5 %
Reverse polarity protection		reverse polarity-conductive

Release date: 2023-04-27 Date of issue: 2023-04-27 Filename: 913763\_eng.pdf

Refer to "General Notes Relating to Pepperl+Fuchs Product Information".

Pepperl+Fuchs Group  
www.pepperl-fuchs.com

USA: +1 330 486 0001  
fa-info@us.pepperl-fuchs.com

Germany: +49 621 776 1111  
fa-info@de.pepperl-fuchs.com

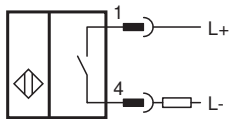
Singapore: +65 6779 9091  
fa-info@sg.pepperl-fuchs.com

**PF** PEPPERL+FUCHS

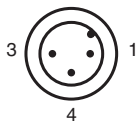
## Technical Data

Short-circuit protection		yes
Voltage drop	$U_d$	< 3 V DC
Operating current	$I_L$	2 ... 100 mA
Off-state current	$I_r$	< 400 $\mu$ A
Switching state indicator		LED, red
Mag. Field strength, AC fields		250 mT
Mag. Field strength, DC fields		250 mT
<b>Compliance with standards and directives</b>		
Standard conformity		
Standards		EN 60947-5-2:2007 EN 60947-5-2/A1:2012 IEC 60947-5-2:2007 IEC 60947-5-2 AMD 1:2012
<b>Approvals and certificates</b>		
UL approval		cULus Listed, General Purpose
CSA approval		cCSAus Listed, General Purpose
CCC approval		CCC approval / marking not required for products rated $\leq 36$ V
<b>Ambient conditions</b>		
Ambient temperature		-25 ... 70 °C (-13 ... 158 °F)
<b>Mechanical specifications</b>		
Connection type		300 mm POC cable with 3-pin , M12 x 1 connector
Core cross section		0.34 mm <sup>2</sup>
Housing material		Xylan coated - Stainless steel 1.4305 / AISI 303
Sensing face		Xylan coated - Stainless steel 1.4305 / AISI 303
Degree of protection		IP67

## Connection



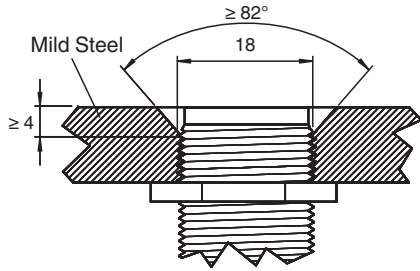
## Connection Assignment



Wire colors in accordance with EN 60947-5-2

1	BN	(brown)
3	BU	(blue)
4	BK	(black)

**Mounting**



Sensor face is flush with mounting surface.

**Accessories**

	<p><b>AB-18</b></p>	<p>Mounting aid</p>
	<p><b>V1-G-OR2M-POC</b></p>	<p>Female cordset single-ended M12 straight A-coded, 4-pin, POC cable welding-bead resistant orange, suitable for robotic applications, torsion resistant, oil resistant, molecularly cross-linked</p>

Release date: 2023-04-27 Date of issue: 2023-04-27 Filename: 913763\_eng.pdf